

TECHNICAL DATA AND NOMINAL PERFORMANCES

FRIGO.W water cooled

MODEL		370	490	640	610	675	740	860	980	1100	1220	1350	1470
		S1	S1	S1	S2	S2	S2	S2	S2	S2	S2	S3	S3
Cooling capacity (1)	kW	343,0	447,0	572,0	574,0	631,0	684,0	815,0	922,0	1036,0	1133,0	1271,0	1362,0
Compressors	n.	1	1	1	2	2	2	2	2	2	2	3	3
Power input (1)	kW	85,5	117,0	143,0	143,0	157,0	171,0	201,0	228,0	257,0	284,0	314,0	343,0
Gas circuits	n.	1	1	1	2	2	2	2	2	2	2	3	3
Weight	kg	1910	2330	2518	2980	3100	3120	3480	3720	3900	4000	5200	5230
Sound pressure (2)	dB(A)	80,0	81,0	86,0	83,0	83,0	83,0	84,0	84,0	86,0	86,0	85,8	85,8

MODEL		1590	1710	1830	1960	2080	2200	2320	2440	2940	3180	3420	3660
		S3	S3	S3	S4	S4	S4	S4	S4	S6	S6	S6	S6
Cooling capacity (1)	kW	1514,0	1615,0	1713,0	1844,0	1957,0	2053,0	2165,0	2267,0	2749,0	3028,0	3231,0	3427,0
Compressors	n.	3	3	3	4	4	4	4	4	6	6	6	6
Power input (1)	kW	373,0	400,0	428,0	456,0	485,0	512,0	541,0	568,0	683,0	745,0	800,0	856,0
Gas circuits	n.	3	3	3	4	4	4	4	4	6	6	6	6
Weight	kg	5520	5560	5600	7900	8100	8250	8350	8500	11520	12100	12390	12670
Sound pressure (2)	dB(A)	87,8	87,8	87,8	87,0	89,0	89,0	89,0	89,0	88,8	90,8	90,8	90,8

FRIGO.SCREW.W water cooled

MODEL		130	160	180	210	240	290	360	420	470	530	580	620	680
		V1	V1	V1	V1	V1	V1	V1	V1	V1	V1	V1	V1	V1
Cooling capacity (1)	kW	127,0	163,0	181,0	205,0	239,0	288,0	346,0	416,0	464,0	507,0	567,0	600,0	700,0
Compressors	n.	1	1	1	1	1	1	1	1	1	1	1	1	1
Power input (1)	kW	29,4	35,8	38,5	45,8	52,3	66,1	78,9	90,9	104,0	113,0	123,0	139,0	166,0
Gas circuits	n.	1	1	1	1	1	1	1	1	1	1	1	1	1
Weight	kg	1250	1275	1328	1430	1520	1750	1850	1985	2092	2360	2367	2575	2759
Sound pressure (2)	dB(A)	70,0	71,0	71,0	71,0	71,0	76,0	76,0	78,0	80,0	79,0	78,0	78,0	79,0

MODEL		260	320	360	420	480	580	720	840	940	1060	1160	1240
		V2	V2	V2	V2	V2	V2	V2	V2	V2	V2	V2	V2
Cooling capacity (1)	kW	252,0	326,0	362,0	409,0	477,0	577,0	693,0	832,0	927,0	952,0	1136,0	1193,0
Compressors	n.	2	2	2	2	2	2	2	2	2	2	2	2
Power input (1)	kW	59,1	72,6	77,2	91,5	104,0	132,0	157,0	182,0	207,0	224,0	246,0	278,0
Gas circuits	n.	2	2	2	2	2	2	2	2	2	2	2	2
Weight	kg	1907	2030	2132	2500	2747	3051	3396	3665	3756	4370	4355	4946
Sound pressure (2)	dB(A)	73,0	74,0	74,0	74,0	74,0	79,0	79,0	81,0	83,0	82,0	81,0	81,0

MODEL		1360	1590	1740	1860	2040	2320	2480	2720	3180	3480	3720	4080
		V2	V3	V3	V3	V3	V4	V4	V4	V6	V6	V6	V6
Cooling capacity (1)	kW	1397,0	1542,0	1711,0	1791,0	1928,0	2271,0	2386,0	2794,0	3083,0	3421,0	3583,0	4149,0
Compressors	n.	2	3	3	3	3	4	4	4	6	6	6	6
Power input (1)	kW	331,0	341,0	370,0	415,0	480,0	491,0	556,0	663,0	683,0	740,0	830,0	978,0
Gas circuits	n.	2	3	3	3	3	4	4	4	6	6	6	6
Weight	kg	5150	6660	6636	7214	7576	8588	9522	10184	13190	13142	14298	15022
Sound pressure (2)	dB(A)	82,0	83,8	82,8	82,8	83,8	84,0	84,0	85,0	86,8	85,8	85,8	86,8

(1) Referred to chilled water temperature 12/7°C and condenser water inlet temperature at 30°C

(2) Sound pressure 1m far in free field conditions according to ISO3744 norms

POWER SUPPLY: 400.3.50

TECHNICAL DATA AND NOMINAL PERFORMANCES

new FRIGO SCREW 134a water cooled

MODEL		230	260	310	340	390	440	510	550	570	620	710	780
		V1	V1	V1	V1	V1	V1	V1	V1	V1	V1	V1	V1
Cooling capacity (1)	kW	225,0	253,0	303,0	339,0	384,0	438,0	502,0	543,0	566,0	618,0	711,0	776,0
Compressors	n.	1	1	1	1	1	1	1	1	1	1	1	1
Power input (1)	kW	44,1	50,0	59,6	66,5	74,8	87,0	99,4	106,0	113,0	123,0	138,0	156,0
Gas circuits	n.	1	1	1	1	1	1	1	1	1	1	1	1
Sound pressure (2)	dB(A)	73,4	76,5	76,5	76,5	79,4	79,4	79,4	79,4	79,4	80,5	80,5	80,5

MODEL		440	510	590	660	760	880	1020	1070	1130	1240	1390	1570
		V2	V2	V2	V2	V2	V2	V2	V2	V2	V2	V2	V2
Cooling capacity (1)	kW	435,0	504,0	593,0	656,0	753,0	879,0	1018,0	1065,0	1127,0	1236,0	1395,0	1571,0
Compressors	n.	2	2	2	2	2	2	2	2	2	2	2	2
Power input (1)	kW	86,2	99,9	118,0	129,0	149,0	175,0	200,0	209,0	223,0	243,0	273,0	309,0
Gas circuits	n.	2	2	2	2	2	2	2	2	2	2	2	2
Sound pressure (2)	dB(A)	76,4	79,5	79,5	79,5	82,5	82,5	82,5	82,5	82,5	83,5	83,5	83,5

FRIGO TURBO water cooled

MODEL		K.240	K.270	250	300	500	600	750	900	1000	1200
		T1	T1	T1	T1	T2	T2	T3	T3	T4	T4
Cooling capacity (1)	kW	270,0	310,0	270,0	330,0	540,0	660,0	810,0	990,0	1080,0	1320,0
Compressors	n.	1	1	1	1	2	2	3	3	4	4
Power input (1)	kW	57,3	69,1	55,6	70,4	109,1	142,6	167,5	212,2	222,2	281,5
Gas circuits	n.	1	1	1	1	2	2	1	1	2	2
Weight	kg	1050	1120	1580	1750	2450	2700	3400	3800	4300	4950
Sound pressure (2)	dB(A)	55,0	55,0	74,0	74,0	77,0	77,0	78,0	78,0	79,0	79,0

(1) Referred to chilled water temperature 12/7°C and condenser water inlet temperature at 30°C

(2) Sound pressure 1m far in free field conditions according to ISO3744 norms

POWER SUPPLY: 400.3.50

new FRIGO.SCREW.WP water cooled - heat pump

MODEL		130	160	180	210	240	290	360	420	470	530	580	620	680
		V1	V1	V1	V1	V1	V1	V1	V1	V1	V1	V1	V1	V1
Cooling capacity (1)	kW	129,0	169,0	188,0	213,0	247,0	299,0	359,0	440,0	481,0	524,0	583,0	620,0	719,0
Heating capacity (2)	kW	155,0	199,0	217,0	247,0	290,0	353,0	427,0	503,0	564,0	631,0	701,0	754,0	882,0
Compressors	n.	1	1	1	1	1	1	1	1	1	1	1	1	1
Power input (1)	kW	28,9	34,2	36,6	43,3	49,9	62,4	74,9	83,8	98,5	107,0	117,0	132,0	159,0
Power input (2)	kW	39,4	48,5	50,7	60,9	67,5	84,7	101,0	118,0	133,0	144,0	157,0	176,0	214,0
Gas circuits	n.	1	1	1	1	1	1	1	1	1	1	1	1	1
Weight	kg	1250	1275	1328	1430	1520	1750	1850	1985	2092	2360	2367	2575	2759
Sound pressure (3)	dB(A)	70,0	71,0	71,0	71,0	71,0	76,0	76,0	78,0	80,0	79,0	78,0	78,0	79,0

MODEL		260	320	360	420	480	580	720	840	940	1060	1160	1240	1360
		V2	V2	V2	V2	V2	V2	V2	V2	V2	V2	V2	V2	V2
Cooling capacity (1)	kW	255,0	337,0	375,0	425,0	493,0	600,0	719,0	880,0	961,0	987,0	1169,0	1236,0	1437,0
Heating capacity (2)	kW	308,0	396,0	436,0	494,0	578,0	706,0	852,0	1004,0	1128,0	1195,0	1402,0	1500,0	1761,0
Compressors	n.	2	2	2	2	2	2	2	2	2	2	2	2	2
Power input (1)	kW	58,0	69,4	73,5	86,7	99,7	125,0	14,5	168,0	197,0	212,0	235,0	262,0	318,0
Power input (2)	kW	79,1	97,4	102,0	122,0	135,0	169,0	200,0	237,0	265,0	285,0	314,0	350,0	427,0
Gas circuits	n.	2	2	2	2	2	2	2	2	2	2	2	2	2
Weight	kg	1907	2030	2132	2500	2747	3051	3396	3665	3756	4370	4355	4946	5150
Sound pressure (3)	dB(A)	73,0	74,0	74,0	74,0	74,0	79,0	79,0	81,0	83,0	82,0	81,0	81,0	82,0

(1) Referred to chilled water temperature 12/7°C and condenser water inlet temperature at 30°C

(2) Referred to hot water temperature 40/45°C and chilled water outlet temperature at 7°C

(3) Sound pressure 1m far in free field conditions according to ISO3744 norms

POWER SUPPLY: 400.3.50+N

TECHNICAL DATA AND NOMINAL PERFORMANCES

new FRIGO.WP water cooled - heat pump

MODEL		370	490	640	610	675	740	860	980	1100	1220
		S1	S1	S1	S2	S2	S2	S2	S2	S2	S2
Cooling capacity (1)	kW	355,0	456,0	584,0	588,0	650,0	708,0	837,0	941,0	1058,0	1159,0
Heating capacity (2)	kW	425,0	555,0	713,0	736,0	785,0	849,0	1010,0	1140,0	1286,0	1416,0
Compressors	n.	1	1	1	2	2	2	2	2	2	2
Power input (1)	kW	82,9	116,0	140,0	141,0	154,0	166,0	196,0	225,0	253,0	280,0
Power input (2)	kW	97,8	135,0	161,0	158,0	177,0	194,0	227,0	258,0	289,0	320,0
Gas circuits	n.	1	1	1	2	2	2	2	2	2	2
Weight	kg	1910	2330	2518	2980	3100	3120	3480	3720	3900	4000
Sound pressure (3)	dB(A)	80,0	81,0	86,0	83,0	83,0	83,0	84,0	84,0	86,0	86,0

(1) Referred to chilled water temperature 12/7°C and condenser water inlet temperature at 30°C

(2) Referred to hot water temperature 40/45°C and chilled water outlet temperature at 7°C

(3) Sound pressure 1m far in free field conditions according to ISO3744 norms

POWER SUPPLY: 400.3.50+N

FRIGO.A air cooled motoevaporating unit

MODEL		370	490	640	610	675	740	860	980	1100	1220	1350	1470
		S1	S1	S1	S2	S2	S2	S2	S2	S2	S2	S3	S3
Cooling capacity (1)	kW	313,0	422,0	521,0	524,0	575,0	621,0	739,0	835,0	941,0	1030,0	1202,0	1243,0
Compressors	n.	1	1	1	2	2	2	2	2	2	2	3	3
Power input (1)	kW	91,1	122,0	151,0	150,0	166,0	182,0	214,0	243,0	273,0	301,0	325,0	363,0
Gas circuits	n.	1	1	1	2	2	2	2	2	2	2	3	3
Weight	kg	1765	2065	2117	2760	2862	2876	3260	3420	3560	3640	4750	4690
Sound pressure (2)	dB(A)	80,0	81,0	83,0	83,0	83,0	83,0	84,0	84,0	86,0	86,0	85,8	85,8

MODEL		1590	1710	1830	1960	2080	2200	2320	2440	2940	3180	3420	3660
		S3	S3	S3	S4	S4	S4	S4	S4	S6	S6	S6	S6
Cooling capacity (1)	kW	1375,0	1472,0	1567,0	1670,0	1782,0	1867,0	1975,0	2060,0	2486,0	2750,0	2944,0	3133,0
Compressors	n.	3	3	3	4	4	4	4	4	6	6	6	6
Power input (1)	kW	394,0	423,0	451,0	486,0	515,0	543,0	574,0	602,0	725,0	789,0	846,0	902,0
Gas circuits	n.	3	3	3	4	4	4	4	4	6	6	6	6
Weight	kg	4960	4990	5010	7140	7330	7460	7540	7670	10330	10870	11130	11370
Sound pressure (2)	dB(A)	87,8	87,8	87,8	87,0	89,0	89,0	89,0	89,0	88,8	90,8	90,8	90,8

FRIGO.A air cooled motoevaporating unit

MODELLO		230	305	380	380	420	460	535	615	685	760	840	915
		S1	S1	S1	S2	S2	S2	S2	S2	S2	S2	S3	S3
Potenza Frigorifera (1)	kW	200,0	262,0	351,0	332,0	364,0	396,0	461,0	524,0	593,0	655,0	722,0	779,0
Compressori	n.	1	1	1	2	2	2	2	2	2	2	3	3
Potenza Assorbita (1)	kW	58,5	78,2	96,7	97,0	107,0	117,0	137,0	156,0	177,0	197,0	215,0	233,0
Circuiti Gas	n.	1	1	1	2	2	2	2	2	2	2	3	3
Peso	kg	1755	1965	2278	2726	2701	2715	3196	3351	3556	3638	4617	4562
Pressione Sonora (2)	dB(A)	80,0	81,0	83,0	83,0	83,0	83,0	84,0	84,0	86,0	86,0	85,8	85,8

MODELLO		990	1070	1140	1225	1295	1370	1445	1520	1835	1980	2130	2280
		S3	S3	S3	S4	S4	S4	S4	S4	S6	S6	S6	S6
Potenza Frigorifera (1)	kW	893,0	916,0	976,0	1048,0	1114,0	1172,0	1246,0	1309,0	1559,0	1714,0	1832,0	1952,0
Compressori	n.	3	3	3	4	4	4	4	4	6	6	6	6
Potenza Assorbita (1)	kW	250,0	275,0	294,0	312,0	334,0	353,0	374,0	393,0	466,0	512,0	550,0	588,0
Circuiti Gas	n.	3	3	3	4	4	4	4	4	6	6	6	6
Peso	kg	4959	4981	5003	7054	7279	7411	7536	7668	10076	10870	11124	11368
Pressione Sonora (2)	dB(A)	87,8	87,8	87,8	87,0	89,0	89,0	89,0	89,0	88,8	90,8	90,8	90,8

(1) Referred to chilled water temperature 12/7°C and air to the condenser at 35°C

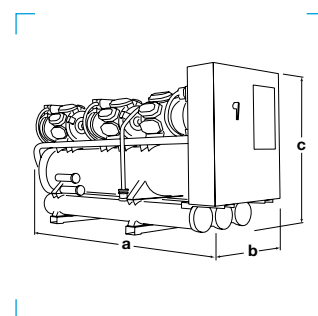
(2) Sound pressure 1m far in free field conditions according to ISO3744 norms

POWER SUPPLY: 400.3.50

DIMENSIONS (mm)

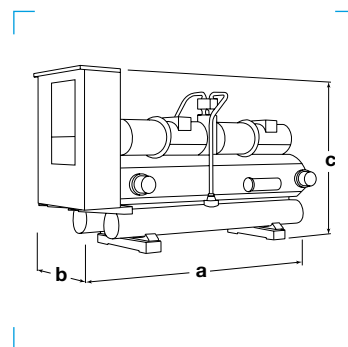
FRIGO.W - FRIGO.WP - FRIGO.A

Model		a	b	c
370 • 490 • 640	S1	3.000	1.100	1.980
610 • 675 • 740	S2	3.550	1.000	1.850
860 • 980	S2	3.550	1.300	2.000
1100 • 1220	S2	3.700	1.300	2.000
1350 • 1470	S3	4.890	1.430	2.150
1590 • 1710 • 1830	S3	4.890	1.550	2.000
1960 • 2080 • 2200	S4	3.550	2.360	1.850
2320 • 2440	S4	3.700	2.360	1.850
2940	S6	4.890	3.100	2.150
3180 • 3420	S6	4.890	3.220	2.000
3660	S6	4.890	3.220	2.150



FRIGO.SCREW.W - FRIGO.SCREW.WP

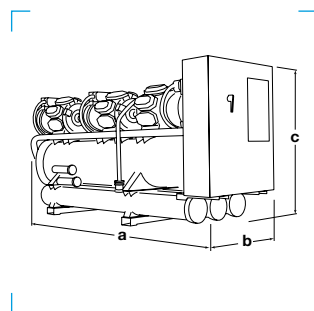
Model		a	b	c
130	V1	2.065	1.100	1.776
160 • 180 • 210	V1	2.570	1.100	1.745
240	V1	2.870	1.100	1.745
290	V1	2.954	1.100	1.745
360 • 420 • 470	V1	2.977	1.100	1.875
530 • 580	V1	3.020	1.100	1.875
620 • 680	V1	3.020	1.100	1.980
260 • 320	V2	3.420	1.000	1.850
360 • 420 • 480	V2	3.620	1.000	1.850
580	V2	3.785	1.000	1.850
720	V2	3.800	1.180	1.973
840 • 940	V2	3.800	1.300	2.125
1060	V2	4.150	1.300	2.125
1160	V2	4.204	1.300	2.125
1240 • 1360	V2	4.150	1.300	2.125
1590 • 1740				
1860 • 2040	V3	5.100	1.860	2.335
2320 • 2480 • 2720	V4	4.150	2.360	2.125
3180 • 3480				
3720 • 4080	V6	5.100	2.360	2.335



DIMENSIONS (mm)

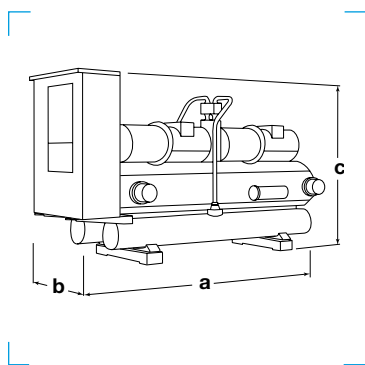
FRIGO.A

Model		a	b	c
230 • 305 • 380	S1	3.000	1.100	1.980
380 • 420 • 460	S2	3.550	1.000	1.850
535 • 615	S2	3.550	1.300	2.000
685 • 760	S2	3.700	1.300	2.000
840 • 915 • 990				
1070 • 1140	S3	4.890	1.430	2.150
1225 • 1295 • 1370	S4	3.550	2.360	1.850
1445 • 1520	S4	3.700	2.360	1.850
1835 • 1980				
2130 • 2280	S6	4.890	3.100	2.150



FRIGO SCREW 134a

Model		a	b	c
260 • 300 • 370 • 450	V2	3.620	1.000	1.850
530	V2	3.760	1.000	1.850
590 • 660	V2	3.800	1.180	1.973
730 • 790 • 920	V2	4.150	1.300	2.125
1050	V2	4.150	1.300	2.305
1240	V2	4.710	1.300	2.400
1.400	V3	5.135	1.860	2.200
1590 • 1840	V4	4.100	2.390	2.130
2180 • 2340 • 2800	V6	5.100	2.360	2.335



FRIGO TURBO

Model	a	b	c
K.240.T1	1.000	1.300	1.850
K.270.T1	1.000	1.300	1.850
250.T1	3.020	1.000	1.870
300.T1	3.020	1.000	1.870
500.T2	3.900	1.000	1.850
600.T2	3.900	1.000	1.850
750.T3	4.050	1.300	1.940
900.T3	4.050	1.300	1.940
1000.T4	4.120	1.625	2.070
1200.T4	5.130	1.625	2.070

